

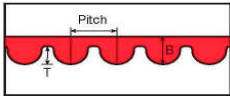
**PFEIFER INDUSTRIES, LLC.**

2180 Corporate Lane, Suite 104 ~ Naperville, IL 60563 USA

Phone (630) 596-9000 Fax (630) 596-9002

E-mail: info@pfeiferindustries.com Web site: www.pfeiferindustries.com

## Timing Belt Tooth Profile and Pitch (Interchangeability)



Timing Belt Tooth Profile / Pitch			CTD 8mm	CTD 14mm	HTD 3mm	HTD 5mm	HTD 8mm	HTD 14mm	HTD 20mm	PCGT 5mm	PCGT 8mm	PCGT 14mm	PCGT HTD 14mm	PCGT2 8mm	PCGT2 14mm	PGGT2 2mm	PGGT2 3mm	PGGT2 5mm
CTD	C8M / CTD	8mm	█															
	C14M / CTD	14mm		█														
HTD	3M / HTD	3mm			█													
	5M / HTD	5mm				█												
	8M / HTD	8mm					█											
	14M / HTD	14mm						█										
	20M / HTD	20mm							█									
PolyChain GT	5M / PCGT	5mm								█								
	8M / PCGT	8mm									█							
	14M / PCGT	14mm										█						
PolyChain GT HTD	14M / PCGT HTD	14mm											█					
PolyChain GT2	8M / PCGT2	8mm																
	14M / PCGT2	14mm																
PowerGrip GT2	2MR / PGGT2	2mm																
	3MR / PGGT2	3mm																
	5MR / PGGT2	5mm																
	8M / PGGT2	8mm																
	14M / PGGT2	14mm																
RPP	5M / RPP	5mm																
	8M / RPP	8mm																
	14M / RPP	14mm																
	20M / RPP	20mm																
STD	S8M / STD	8mm																
Trapezoidal (Inch Pitch)	2/25" MXL	0.080"																
	40 D.P.	0.0816"																
	1/5" XL	0.200"																
	3/8" L	0.375"																
	1/2" H	0.500"																
	7/8" XH	0.875"																
Trapezoidal (Metric Pitch)	1-1/4" XXH	1.250"																
	T2.5	2.5mm																
	T5	5mm																
	T10	10mm																
Trapezoidal (Metric Pitch)	T20	20mm																
	AT5	5mm																
	AT10	10mm																
Trapezoidal (Metric Pitch)	AT20	20mm																

**Note: Timing Belt Tooth Profile Abbreviations**

CTD	ContiTech - Conti Torque Drive
HTD	High Torque Drive
PGGT	Gates - PowerGrip GT
PGGT2	Gates - PowerGrip GT2
PCGT	Gates - PolyChain GT
PCGT HTD	Gates - PolyChain GT HTD
PCGT2	Gates - PolyChain GT2
RPP	Carlisle - Reinforced Parabolic Profile
STD	Super Torque Drive

**Note:**

Today's belt market contains a variety of similar yet distinct timing belt / pulley profiles. Even though some of the profiles appear visually similar, they cannot be interchanged.

A few key points to remember are:

- \*For new drive designs, belt profiles should only be used with the matching profile pulleys (DO NOT intermix profiles)
- \*Even if a belt appears to fit on a pulley be aware of the variations in belt tooth / pulley groove shape, depth and angle.

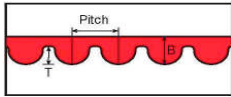
**PFEIFER INDUSTRIES, LLC.**

2180 Corporate Lane, Suite 104 ~ Naperville, IL 60563 USA

Phone (630) 596-9000 Fax (630) 596-9002

E-mail: info@pfeiferindustries.com Web site: www.pfeiferindustries.com

## Timing Belt Tooth Profile and Pitch (Interchangeability)



Timing Belt Tooth Profile / Pitch			PGGT2 8mm	PGGT2 14mm	PGGT2 20mm	RPP 5mm	RPP 8mm	RPP 14mm	RPP 20mm	STD 8mm	MXL 0.080"	D.P. 0.0816"	XL 0.200"	L 0.375"	H 0.500"	XH 0.875"	XXH 1.250"	T 2.5mm	
CTD	C8M / CTD	8mm																	
	C14M / CTD	14mm																	
HTD	3M / HTD	3mm																	
	5M / HTD	5mm																	
	8M / HTD	8mm																	
	14M / HTD	14mm																	
	20M / HTD	20mm																	
PolyChain GT	5M / PCGT	5mm																	
	8M / PCGT	8mm																	
	14M / PCGT	14mm																	
PolyChain GT HTD	14M / PCGT HTD	14mm																	
PolyChain GT2	8M / PCGT2	8mm																	
	14M / PCGT2	14mm																	
PowerGrip GT2	2MR / PGGT2	2mm																	
	3MR / PGGT2	3mm																	
	5MR / PGGT2	5mm																	
	8M / PGGT2	8mm																	
	14M / PGGT2	14mm																	
RPP	5M / RPP	5mm																	
	8M / RPP	8mm																	
STD	14M / RPP	14mm																	
	20M / RPP	20mm																	
	S8M / STD	8mm																	
Trapezoidal (Inch Pitch)	2/25" MXL	0.080"																	
	40 D.P.	0.0816"																	
	1/5" XL	0.200"																	
	3/8" L	0.375"																	
	1/2" H	0.500"																	
	7/8" XH	0.875"																	
Trapezoidal (Metric Pitch)	1-1/4" XXH	1.250"																	
	T2.5	2.5mm																	
	T5	5mm																	
	T10	10mm																	
Trapezoidal (Metric Pitch)	T20	20mm																	
	AT5	5mm																	
	AT10	10mm																	
Trapezoidal (Metric Pitch)	AT20	20mm																	

**Note: Timing Belt Tooth Profile Abbreviations**

CTD	ContiTech - Conti Torque Drive
HTD	High Torque Drive
PGGT	Gates - PowerGrip GT
PGGT2	Gates - PowerGrip GT2
PCGT	Gates - PolyChain GT
PCGT HTD	Gates - PolyChain GT HTD
PCGT2	Gates - PolyChain GT2
RPP	Carlisle - Reinforced Parabolic
STD	Super Torque Drive

**Note:**

Today's belt market contains a variety of similar yet distinct timing belt / pulley profiles. Even though some of the profiles appear visually similar, they cannot be interchanged.

A few key points to remember are:

- \*For new drive designs, belt profiles should only be used with the matching profile pulleys (DO NOT intermix profiles)
- \*Even if a belt appears to fit on a pulley be aware of the variations in belt tooth / pulley groove shape, depth and angle.

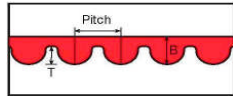
**PFEIFER INDUSTRIES, LLC.**

2180 Corporate Lane, Suite 104 ~ Naperville, IL 60563 USA

Phone (630) 596-9000 Fax (630) 596-9002

E-mail: info@pfeiferindustries.com Web site: www.pfeiferindustries.com

## Timing Belt Tooth Profile and Pitch (Interchangeability)



Timing Belt Tooth Profile / Pitch			T 5mm	T 10mm	T 20mm	AT 5mm	AT 10mm	AT 20mm	Note:
CTD	C8M / CTD	8mm							
	C14M / CTD	14mm							
HTD	3M / HTD	3mm							
	5M / HTD	5mm							Reference - Gates Belt/Sprocket Interchange Guide
	8M / HTD	8mm							Reference - Gates Belt/Sprocket Interchange Guide
	14M / HTD	14mm							Reference - Gates Belt/Sprocket Interchange Guide
	20M / HTD	20mm							Reference - Gates Belt Number & Reference Chart, 20mm PowerGrip GT2 belt profile is HTD
PolyChain GT	5M / PCGT	5mm							Reference - Gates Belt/Sprocket Interchange Guide
	8M / PCGT	8mm							
	14M / PCGT	14mm							
PolyChain GT HTD	14M / PCGT HTD	14mm							
PolyChain GT2	8M / PCGT2	8mm							
	14M / PCGT2	14mm							Reference - Gates Belt/Sprocket Interchange Guide
PowerGrip GT2	2MR / PGGT2	2mm							
	3MR / PGGT2	3mm							
	5MR / PGGT2	5mm							Reference - Gates Belt/Sprocket Interchange Guide
	8M / PGGT2	8mm							Reference - Gates Belt/Sprocket Interchange Guide
	14M / PGGT2	14mm							Reference - Gates Belt/Sprocket Interchange Guide
	20M / PGGT2	14mm							Reference - Gates Belt Number & Reference Chart, 20mm PowerGrip GT2 belt profile is HTD
RPP	5M / RPP	5mm							Reference - Gates Belt/Sprocket Interchange Guide
	8M / RPP	8mm							Reference - Gates Belt/Sprocket Interchange Guide
	14M / RPP	14mm							Reference - Gates Belt/Sprocket Interchange Guide
	20M / RPP	20mm							
STD	S8M / STD	8mm							
Trapezoidal (Inch Pitch)	2/25" MXL	0.080"							Not Interchangeable
	40 D.P.	0.0816"							Not Interchangeable
	1/5" XL	0.200"							Not Interchangeable
	3/8" L	0.375"							Not Interchangeable
	1/2" H	0.500"							Not Interchangeable
	7/8" XH	0.875"							Not Interchangeable
	1-1/4" XXH	1.250"							Not Interchangeable
Trapezoidal (Metric Pitch)	T2.5	2.5mm							Not Interchangeable
	T5	5mm							Not Interchangeable
	T10	10mm							Not Interchangeable
	T20	20mm							Not Interchangeable
Trapezoidal (Metric Pitch)	AT5	5mm							Not Interchangeable
	AT10	10mm							Not Interchangeable
	AT20	20mm							Not Interchangeable

**Note: Timing Belt Tooth Profile Abbreviations**

CTD	ContiTech - Conti Torque Drive
HTD	High Torque Drive
PGGT	Gates - PowerGrip GT
PGGT2	Gates - PowerGrip GT2
PCGT	Gates - PolyChain GT
PCGT HTD	Gates - PolyChain GT HTD
PCGT2	Gates - PolyChain GT2
RPP	Carlisle - Reinforced Parabolic
STD	Super Torque Drive

**Note:**

Today's belt market contains a variety of similar yet distinct timing belt / pulley profiles. Even though some of the profiles appear visually similar, they cannot be interchanged.

A few key points to remember are:

- \*For new drive designs, belt profiles should only be used with the matching profile pulleys (DO NOT intermix profiles)
- \*Even if a belt appears to fit on a pulley be aware of the variations in belt tooth / pulley groove shape, depth and angle.